

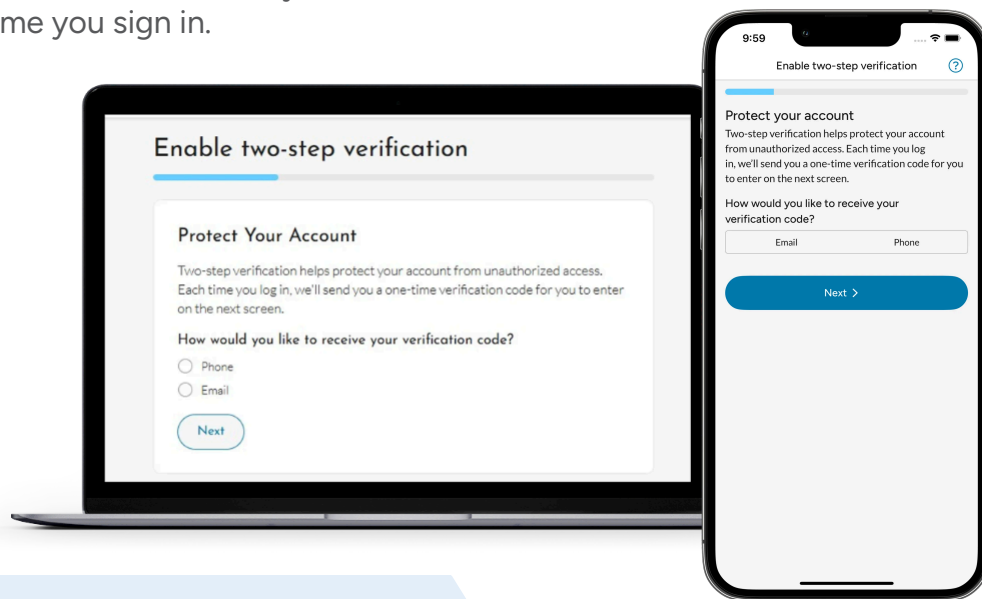
# Two-step verification for the Member Services Site and Blue Cross Mobile App

## Two-step verification setup process

Two-step verification is being added to the Member Services Site and Blue Cross Mobile App to help protect your account from unauthorized access. This simple, one-time setup takes just a few minutes. Here's what to expect:

### 1. Choose your verification method

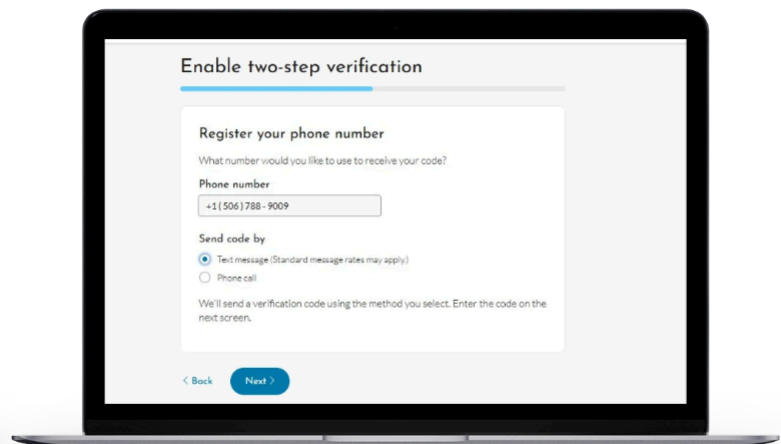
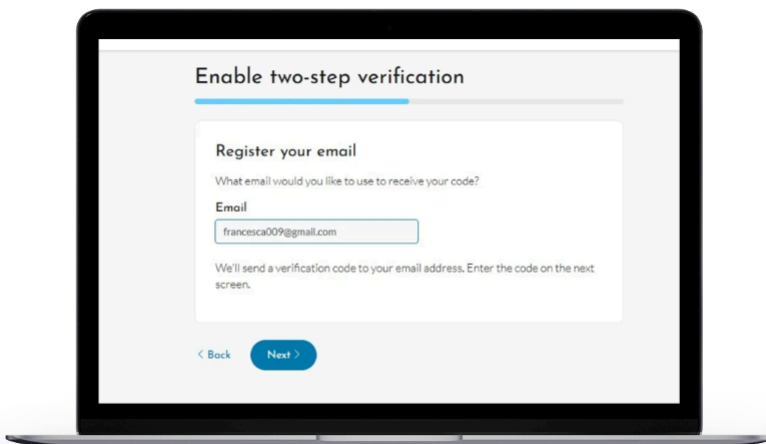
Select how you'd like to receive your verification code each time you sign in.



### 2. Enter your contact information

**If you chose Email:** Enter the email address where you'd like to receive your verification codes.

**If you chose Phone:** Enter your phone number and choose how to receive your codes (text message or phone call).

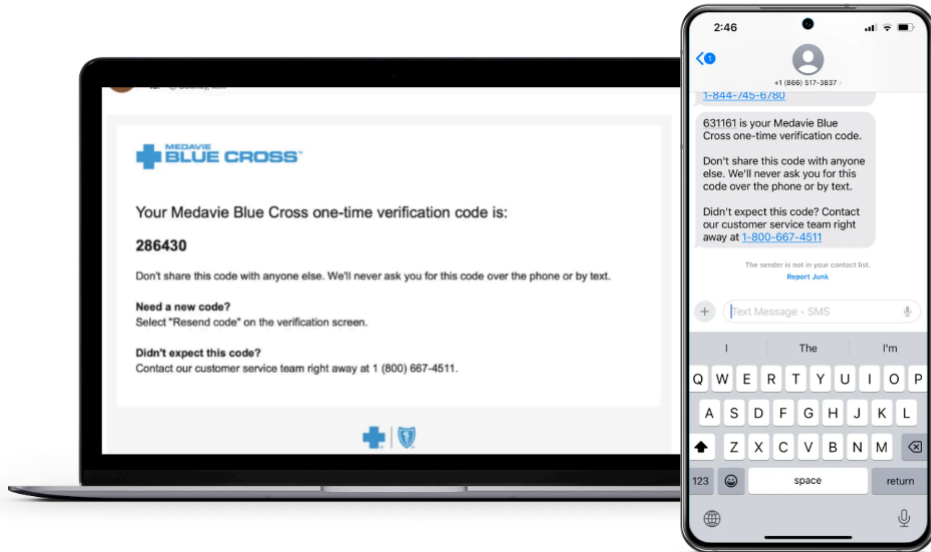


### 3. Get your verification code

We'll send a 6-digit code using the contact method you selected.

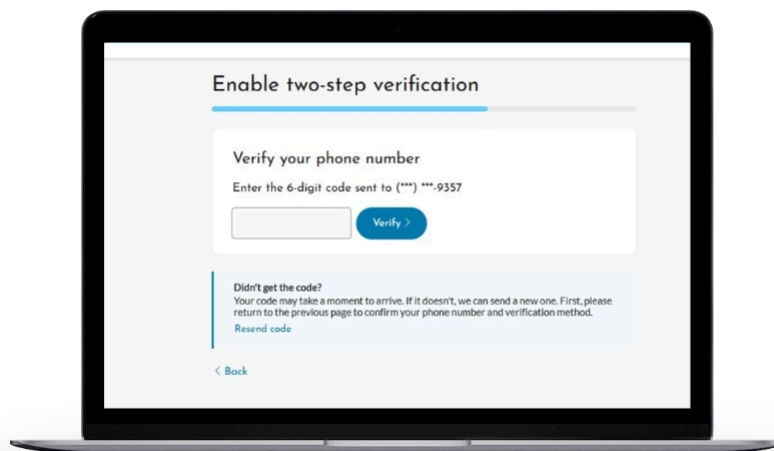
**If you chose Email:** Check your inbox for an email from Medavie Blue Cross with your code.

**If you chose Phone:** You'll receive a text message or phone call with your 6-digit code.



### 4. Enter your code

Enter the 6-digit code on the verification screen to complete setup.



**That's it!** Two-step verification is now active on your account with Medavie Blue Cross. You'll use this method each time you sign in to help keep your account secure.